


# Entrance Door Colour Selection.

Colours displayed are an indication only.


## Mannex Entrance Door Colours




Matt Black




Metro Coal  
Dust




Flaxpod




Gravel




Kodiak




Charcoal




Grey Friars




Ironsand




New Denim  
Blue




Slate Blue




Karkaka




Pohutukawa




Scoria




Salsa




Cola Red




Tomcat




Pounamu



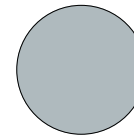
Windsor  
Grey




Aquarium




Jay




Blueseye




Wasp




Dijon




Sandstone  
Grey



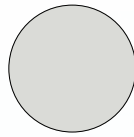
Lichen




Bronco




Desert  
Sand



Silver  
Pearl




Bone  
White




Off White




Titania




Warm  
White Pearl



Appliance  
White



Arctic White



Slate

**WINDOWMAKERS**  
THE DIFFERENCE IS CLEAR

79 Forge Road, Silverdale, Auckland  
Phone: 0800 89 49 89  
Email: [info@windowmakers.co.nz](mailto:info@windowmakers.co.nz)  
[www.windowmakers.co.nz](http://www.windowmakers.co.nz)

SUPPLIERS OF  
**APL**  
WINDOW SOLUTIONS